

SUNNYSIDE
WATERSPORTS
and **MARINA**
LAKE TAHOE



SUNNYSIDE WATERSPORT RENTALS

LAKE TAHOE BOAT & WATERSPORT RENTAL GUIDE



Facts of Lake Tahoe

- Around 15 million people visit Lake Tahoe each year. With 72 miles of shoreline there's no shortage of places to explore.
- Lake Tahoe is the second deepest lake in the United States. Deeper than the Empire State Building is tall!
- Lake Tahoe is famous for its incredible clarity. In some areas you can see more than 70 feet below the surface.
- Keep Tahoe Blue is a nonprofit organization dedicated to protecting Lake Tahoe's clarity and natural beauty

Learn more at www.keeptahoeblue.org

History of Sunnyside Marina & Restaurant

- Sunnyside Resort dates back to 1908, when it was originally built as a summer home.
- In 1946, it opened as a small lodge and marina welcoming visitors to Lake Tahoe
- In 1986, nearly 80 years after it was first built, Sunnyside underwent major renovations. After reopening in 1987 it quickly became an iconic gathering place on Lake Tahoe's West Shore once again.
- Over a century later, Sunnyside remains one of Tahoe's most beloved waterfront destinations



PLACES TO VISIT ON THE LAKE

By Boat or Jet Ski:

Emerald Bay

Spend the day relaxing in Emerald Bay, a National Natural Landmark with stunning 360 views of Emerald Bay, Fannette Island, Eagle Falls, and Vikingsholm Castle. Located about 22 miles south of Tahoe City, Emerald Bay is one of the most photographed spots on the lake.

Sand Harbor

Located on the East Shore, Sand Harbor is known for its crystal clear water, sandy beaches, and massive granite boulders. It's a great place to swim, enjoy a boat picnic, or simply relax on the water.

Fleur du Lac



A historic lakeside estate on the West Shore that served as a filming location for The Godfather Part II. It's a fun spot to cruise by and take photos.

Crystal Bay

Located on the North Shore near the deepest part of the lake, Crystal Bay is surrounded by dramatic granite boulders and offers beautiful views of the lake

East Shore

The East Shore of Lake Tahoe is famous for its turquoise waters and scenic coves. Popular stops include Chimney Beach, Bonsai Rock, and Sand Harbor. The water here is incredibly clear and perfect for swimming and relaxing.



By Kayak or SUP

Hurricane Bay

- Dog friendly beach with over half a mile of shoreline and beautiful views of Lake Tahoe's West Shore.
- Great spot to paddle, swim, and relax on the beach

William Kent Beach

- Located just south of Sunnyside
- Perfect for a quick stop during your paddle

RENTAL ITINERARIES:

Boating:

2hr

Quick trip to Meeks Bay, Rubicon Bay, and Emerald Bay. With two hours there is so much to see in so little time! If it is your first time visiting Lake Tahoe we highly recommend cruising down to Emerald Bay and taking in the breathtaking views of the most iconic part of the lake. On the way to Emerald Bay you will also pass by Meeks and Rubicon which are both beautiful (the tour de West Shore)!

4hr

A four hour rental allows you to have a few options for your day on the lake. One option is to cruise down the West Shore and visit a few different locations. Start by visiting Fleur Du Loc, which is where the second Godfather movie was filmed. Next, cruise down to Sugar Pine Point and swim in the crystal clear water. Afterwards, you can visit Meeks Bay and Rubicon Bay. Finally, visit the iconic Emerald Bay where you can take pictures of the breathtaking views, float, and enjoy a picnic lunch.

Another option is to head across the lake and visit the East Shore. We recommend going to West Shore Market before your rental, and bringing sandwiches for your day on the lake. Once you arrive at the East Shore you can visit many of the beautiful coves that spread along the entire shoreline. Before beginning your rental be sure to discuss this option with an SWS employee to ensure the weather is favorable for a trip across the lake.

6hr

A six hour rental gives you the opportunity to visit a few different places around the lake. During a six hour tour you have time to visit the West Shore, Emerald Bay, and the East Shore. These are the three places we highly recommend visiting during your rental. Emerald Bay is known for its beautiful views, being surrounded by 360 degree views of snow-capped mountains, and Fannette Island. After visiting Emerald Bay you'll want to continue your adventure and cruise alongside the East Shore. The East Shore has tons of beautiful coves for you to stop and float, swim, and enjoy the turquoise water. Another option during your six hour rental is to visit one of the lakeside restaurants. Enjoy your day on the boat, and then stop by one of the lakefront restaurants to enjoy lunch on the water.



8hr

An eight hour rental allows you to cruise to a variety of different areas around the lake, with plenty of time to float, relax, and enjoy your time on the water. We recommend beginning your day (in the morning) by heading over to the East Shore while the lake is calm. Typically the lake is calm in the mornings, which allows for an enjoyable ride across the lake. Visit Sand Harbor and the beautiful coves that run alongside the East Shore. You'll also have the chance to stop, float, and swim in the turquoise waters. After you finish your morning in the East Shore, head south and visit Emerald Bay. Emerald Bay is the most picturesque place on Lake Tahoe, and you can enjoy boating around Fannette Island in the middle of the bay. After spending some time in Emerald Bay, you may be ready for some lunch. Visit one of the iconic lakefront restaurants (listed on this forum), and enjoy a relaxing lunch overlooking the water. After lunch, we recommend heading back to the West Shore and spend the rest of the day touring along the shoreline. Sugar Pine Point is another beautiful place to float and swim. If you brought watersports toys, this would be a great time to tube, wakeboard, etc.



SUP/Kayak:

1hr

We recommend paddling south and visiting Hurricane Bay. There is a beach where you can stop and swim before heading back to Sunnyside.

2hr

Two hours gives you a little more time and a few more options. You can paddle north towards Tahoe City and visit 64 Acres Beach. 64 Acres is located next to Tahoe Tavern on the way to Tahoe City. Next, you can paddle into Tahoe City and pull up to Commons Beach where you can swim before heading back to Sunnyside.

4hr

We recommend heading north towards Tahoe City and visiting 64 Acres Beach located next to Tahoe Taverns. You can pull up on the shoreline, swim, and relax. Once you are ready to continue your paddle, head into Tahoe City and stop at Commons Beach. It is more of a lively scene at Commons Beach, and you can also visit one of the lakefront restaurants here in town. If you are wanting to continue your paddle, you can keep going and paddle towards Lake Forest Beach. Just make sure you allow enough time to paddle back to Sunnyside.

All day

An all day paddle gives you ample time to visit a few different places on the West Shore. You can head south and pass through Hurricane Bay, McKinney Bay (Homewood Area), and end at Sugar Pine Point. Be sure to stop by Chambers Landing for food and a well-deserved Chambers Punch! Or you can head north towards Tahoe City and visit 64 Acres Beach (Tahoe Taverns), Commons Beach (Tahoe City), and end at Lake Forest Beach (Just before Dollar Point). While passing through Tahoe City you can stop and enjoy lunch at one of the iconic lakefront restaurants. Be sure to check wind conditions with an SWS employee before setting out on either of these adventures.

RESTAURANTS TO VISIT ON LAKE TAHOE

West Shore

● *Sunnyside Restaurant*

One of the most iconic waterfront restaurants on the lake! Famous for their zucchini fries and fish tacos.

● *Chambers Landing*

Historic lakeside restaurant and bar with a pier for boat access. Famous for their Chamber's Punch.

● *West Shore Market*

Perfect for picking up sandwiches, snacks, and drinks for your day on the lake. Located right next to Sunnyside.

● *Obexer's General Store*

Perfect for picking up sandwiches, snacks, and drinks for your day on the lake. Located right next to Sunnyside.



North Shore

● *Gar Woods*

Famous for their Wet Woody cocktail.

● *Za's Lakefront*

South Shore

● *Riva Grill on the Lake*

WHAT IS THE DIFFERENCE BETWEEN RENTING A BOAT YOURSELF OR RENTING WITH A SKIPPER?

We partner with **Tahoe Boat Drivers**, a third-party company that provides experienced skippers for your rental.

When you book a boat with us, we send your reservation to Tahoe Boat Drivers and they will assign a skipper and email you confirmation before your rental.

Skippers are paid directly and charge **\$50/hour**.

With a skipper, you can sit back, relax, and enjoy the lake while someone knowledgeable about Lake Tahoe and our boats handles the driving.

What to bring with you on the day of your rental:

- Sunscreen
- Water (stay hydrated!)
- Towels
- Food, cooler, etc. (you are more than welcome to bring coolers with food and drinks on the boat with you. All we ask is that anything you bring with you comes off with you as well. We want to keep our boats & lake clean!)

★★★★★ **Rated 4.9 stars** on Google by 600+ Renters | Trusted by thousands of Lake Tahoe Visitors

Our Rental Fleet

Cobalt & Pontoons:

- 22' Cobalt 8p Capacity
- 24' Cobalt 10p Capacity
- 27' Cobalt 12p Capacity
- 24' Pontoon 10p Capacity
- 25' Pontoon 11p Capacity
- 27' Pontoon 12p Capacity

Watersport/Wakesurf:


- Axis 12p Capacity
Skipper Required

Jet Skis, Kayaks, Stand Up Paddleboards:

- Jet Ski 2 Riders
- SUP
- Single Kayak
- Double Kayak

Available Add-Ons

- Towable Tube
- Water Skis
- Wakeboard
- Wetsuit
- Cooler
- Ice



FAQ

■ Is gas included in my rental?

Gas is at a set fee depending on your rental length.

2hr - \$20 gas fee | 4hr - \$40 gas fee | 6hr - \$60 gas fee | 8hr - \$80 gas fee

■ What time and where do I check-in on the day of my rental?

Please arrive at least 25min before your rental time with your full group present. Have your group each fill out a waiver before arriving to save time at check-in!

Check in is at our Watersports rental shack next to the water. If you are facing Sunnyside from the street, walk down the path on the right side of the building to the dock.

■ How old do I need to be to rent a boat or jet ski?

Boats: 25+ to rent and drive

Jet Skis: 18+ to rent, 16+ to drive with an adult on the back. Passengers must be 5+ years old.

■ Can we bring our own coolers with food/drink?

Yes! You can bring your own coolers, food, drinks, etc. Please keep all your trash and dispose of it once you return to the marina, not in the boat or lake. Let's Keep Tahoe Blue!

■ Can we stop at a lakeside restaurant for lunch?

Yes, but Sunnyside requires our renters to use the lakefront tender services.

NO tying off on piers or other boats.

■ Can we anchor or beach our rental boat?

No. Our boats and jet skis cannot be beached or anchored. Anchors are onboard for emergency use only. Beachings often cause serious damage and renters will be responsible for repairs.

■ Do all of the boats have bimini coverings and bluetooth?

Yes, all of our rental boats have bimini's (shade coverings) and bluetooth.

■ What is the cancellation policy for Sunnyside Watersports?

Sunnyside takes a 50% deposit (payment) at the time of booking.

Cancellations can be made up to 3 days (72 hours) prior to your reservation for a full refund.

If cancellations are made within the 72hr period, the 50% deposit will be forfeited*.

Cancellations can be made by emailing

reservations@marinasunnyside.com or by calling 530-583-7201

*Exceptions: Weather conditions can be very unpredictable in Tahoe. Full refunds or rebookings (dependent on availability) will be given if we decide it is not safe to be on the water.

MAP OF LAKE TAHOE

Hyatt
(incline)

Garwoods

Sand harbor

Sunnyside

Fleur du Lac

Chambers

Sugar Pine
Point

Emerald Bay

Riva Grill
on the Lake

